

Metal Mask Objectives:

1. Use aluminum metal to create a creative mask.
2. Include patterns & designs on the face & in the background.
3. Incorporate 2-3 symbols.
4. Make a creative background for the mask.



Student Examples!









More examples!

- [Student Mask Examples from Last Year!](#)

1. MASKS

- Face coverings that disguise the wearer.
- They communicate an alternate identity.
- They can serve as a protective screen for the face.



2. Repousse – Forming a pattern in metal by pushing up from the underside.

3. Metal Tooling (Metal-Smithing) – decoration on metal ; done with metal tools.

4. Relief sculpture – A kind of sculpture that stands out from a flat background.

Repousse & Low Relief Sculpture Examples:

Low Relief - Quarter



Coins...



ARABIC COIN



Low Relief
BUDDHA



CELTIC KNOT
Repousse



Example of Repousse



Where did Masks originate?

The history of masks dates back to the Greeks. Masks were part of traditional ceremonies & rituals.

Who Uses Them?

Many ancient cultures utilized masks as tools of emotional conquest. They were used in rituals, performances, social events, celebrations, etc.

What Do They Symbolize?

Ritual masks symbolize cultural beliefs. Depending on the culture, they might symbolize a deity, spirit, rite of passage, etc.

5. Types of Masks:

a. Ritual Masks

b. Theatrical Masks

c. Protective Masks

d. Social Masks



a. Ritual Masks

- Depict deities, mythological beings, & spirits for ceremonies & dances.
- The dancer who wears a mask in a ceremony is believed to be transformed into the spirit represented by the mask.
- Ritual masks are believed to contain great power, being potentially dangerous unless handled with the proper care.
- <http://www.dollsofindia.com/library/article0010/2/>



Ritual Masks specific to Native America:










**What culture is
this mask from?**

**What was is it's
purpose?**



b. Theatrical Masks

- Masks for plays & theatrical performances.
- Romans had tragic & comic masks.
- Medieval European masks portrayed dragons, monsters, allegorical characters.
- Renaissance “half masks” covered the eyes and nose only.









c. Protective Masks:

- Worn in battle or sports for safety & protection
- The faceplates of medieval European armor had grimacing facial features
- In Ancient Roman tournaments soldiers often wore symbolically decorated masks on their helmets.






Hydrating facial mask -
\$250.00

For funny... Another type of
Protective Mask!!



The Immortelle flower
defies aging—\$60.00

What is a Social Mask?



Who are “the plastics”?

d. Social Masks:

- A metaphor for what we show others about ourselves.
- Portraying something you're not.
- Why do people wear social masks?
- What is Your social mask?
- How hard do you try to make sure no one sees past your mask?





Extension to the Mask Project...

Create a social mask collage



Back to Metal Masks....




6. Symbols – Pictures that represent a meaning.




***Creatively incorporate
2 or 3 symbols in your
mask (or in the
background.)**

**You can make your own
or go online:**

[Symbols online](#)



Kuumba Creativity



- To do always as much as we can, in the way we can, in order to leave our community more beautiful and beneficial than we inherited it.

My Clay mask with symbols....



Low relief clay sculpture

How could you use metal-smithing
in the real world?

What Jobs might be available with
knowing this trade?

7. Artists working in the trade:

a. Antonio Abeyta – traditional paintings




7b. Erica Bailey – Creates her own jewelry & sculptures.
Contemporary artist (living & working today. She creates
“wearable & non-wearable” art.



- <http://www.ericastankwytchbailey.com/bio.asp>

7c. Hank Mosakowski –Makes Metal
Fish. Contemporary artist & my uncle!
Also make decorative wall hangings,
cabinets & lighting covers.







Mrs. Meisner- Art teacher!





Metalsmithing: Switch Plate Cover

Extra credit opportunities:

Using left over metal, design an artwork of your choice.

On the computer, use Paint, Power point, or Photoshop to design your own digital mask!


Got Inspiration?!?

Let's begin!!!



Draw 3 Mask Design Thumbnails

- They can be ritual, theatrical, protective, social or just plain artistic!
- Use simple patterns and designs on the face & in the background.
- Creatively incorporate 2-3 symbols.

Thumbnail examples:







Related Websites:

- <http://encarta.msn.com>
- <http://www.swagga.com/maskpicture.html>
- <http://www.swagga.com/kwanzaa.htm>
- <http://www.whetung.com/masks.html>
- <http://www.symbols.com/index/wordindex-a.html>
- <http://www.dollsofindia.com/library/article0010/2/>