

Scratchboard :

Your Assignment: Real or Hybrid Animals!



What do you see in this picture?

So what is “Scratchboard”?

1. Scratchboard = a technique where drawings are created using sharp tools for etching (carving) into paper coated with black India ink.
- Scratchboard can be used to yield highly detailed, precise and textured artwork.





Animals are easiest to do because of
their texture!

Mrs. Meisner's Cat, Isabella...



“Tiger” By: Maria Carrelo

“Over protective” by Channing Smith





History of Scratchboard:

2. Modern scratchboard originated in the 19th century in Britain and France.

As printing methods developed, scratchboard became a popular medium for reproduction because it replaced wood, metal and linoleum engraving. It allowed for a fine line appearance that could be photographically reduced for reproduction without losing quality.

It was most effective for use in single-color book & newspapers.

3. Michael Halbert: Animal Scratchboard artist





4. Steven Noble

Contemporary

Scratchboard artist




- Since graduating from the University of California, Davis in 1990, Steven Noble has mastered a wide range of detail and style within the scratchboard medium. He has become internationally recognized for his work from clients as far way as Japan to Europe.
- [Steven Noble Illustrations: HOME](#)

"Eye" by Mascorro Marissa Div: 1

What are the main Elements of Art?



5. Hybrid: an offspring resulting from cross-breeding

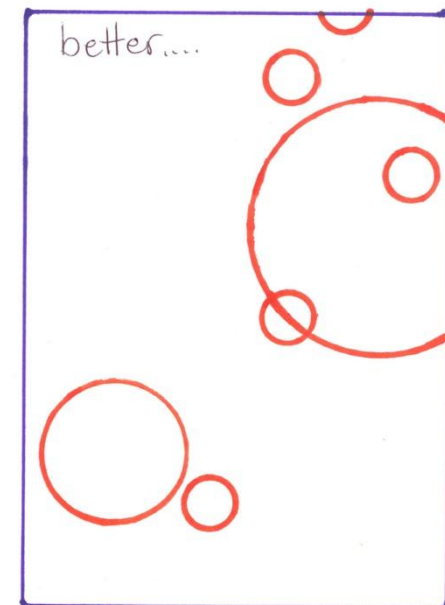


What animals were combined?






6. Composition:
the way you arrange
or divide the space in
your artwork.
(Zooms, Balance,
layout, background)



Describe the
composition in
this art work

**"Any Bright Ideas?"
by Rachel Lee
Division: 2**



"A Winters Night" by Jd Moore Div: 4

Describe the composition or main principles of design.



How do these compare & contrast?



What is the Mood in this one?



"Froggy Situation" by Martin Kalem Div: 2



What are the most prominent **principles of design**?
(Unity, variety, emphasis, rhythm, movement, proportion,
pattern, balance)

- If you have a great idea for this project that is NOT an animal, that's ok too!



"Scared Silly" by Anika Sanchez Div: 1

Poster Design with Border



More music & band posters



7. The technique: Using a sharp tool, make a small, light outline on the surface of the scratchboard. Create shadows & highlights by "scratching" away at the board.

- Various techniques such as hatching or stippling can be used to texture and detail the image further.

Examples by Mr. Sale's Drawing Class:













Not animals:
Medium
difficulty



People: Most difficult....










Don't do a white outline.

Objectives:



- Realistic textures
- Smooth, small, close strokes
- Value techniques (hatching, cross-hatching, stipples, etc)
- Show a range of values
- Composition/Use of space (have a creative background)
- Craftsmanship/Neatness

Getting started...



- **FOR A GRADE: You will need to do a full page drawing of your animal, or idea, & have it approved by me 😊 Remember composition: placement, zooms, background etc.**
- If you can draw it you can do it!
- Shade fur with hatching, cross-hatching or stippling.
- You may print a picture from the computer but you still must draw it (Not trace it) on your own.

