



Metal Mask Objectives:

1. Use aluminum metal to create a creative mask.
2. Include patterns & designs on the face & in the background.
3. Incorporate 2-3 symbols.
4. Make a creative background for the mask.



Student Examples!









1. MASKS

- Face coverings that disguise the wearer.
- They communicate an alternate identity.
- They can serve as a protective screen for the face.



2. Repousse – Forming a pattern in metal by pushing up from the underside.

3. Metal Tooling (Metal-Smithing) – decoration on metal ; done with metal tools.

4. Relief sculpture – A kind of sculpture that stands out from a flat background.

Repousse & Low Relief Sculpture Examples:

Coins...



ARABIC COIN



Low Relief
BUDDHA



CELTIC KNOT
Repousse



Example of Repousse



Where did Masks originate?

The history of masks dates back to the Greeks. Masks were part of traditional ceremonies & rituals.

Who Uses Them?

Many ancient cultures utilized masks as tools of emotional conquest. They were used in rituals, performances, social events, celebrations, etc.

What Do They Symbolize?

Ritual masks symbolize cultural beliefs. Depending on the culture, they might symbolize a deity, spirit, rite of passage, etc.

5. Types of Masks:

a. Ritual Masks

b. Theatrical Masks

c. Protective Masks



a. Ritual Masks

- Depict deities, mythological beings, & spirits for ceremonies & dances.
- The dancer who wears a mask in a ceremony is believed to be transformed into the spirit represented by the mask.
- Ritual masks are believed to contain great power, being potentially dangerous unless handled with the proper care.



Ritual Masks specific to Native America:







b. Theatrical Masks

- Masks for plays & theatrical performances.
- Romans had tragic & comic masks.
- Medieval European masks portrayed dragons, monsters, allegorical characters.
- Renaissance “half masks” covered the eyes and nose only.



©OTC



©OTC










c. Protective Masks:

- Worn in battle or sports for safety & protection
- The faceplates of medieval European armor had grimacing facial features
- In Ancient Roman tournaments soldiers often wore symbolically decorated masks on their helmets.






6. Symbols – Pictures that represent a meaning.



***Creatively incorporate
2 or 3 symbols in your
mask**

***Alternative assignment:**

**Use a symbol as the main
design in your metal
work of art!**



Let's begin!!!

Draw 3 Mask Design Thumbnails

- They can be ritual, theatrical, protective, social or just plain artistic!
- Use simple patterns and designs on the face & in the background.
- Creatively incorporate 2-3 symbols.

GRADING

- Sketches: 30% for 3 thumbnails
70% for final sketch on 8"x 6"
- Final metal artwork is a major grade