

Overview

Naviance Student mobile app is a college and success planning tool designed to help high school students plan their college search, communicate with their guidance counselors, and stay on top of tasks and assignments related to their learning plan and the college application process.

The Naviance Student mobile app does not need to be set up – it is already available for students to use!

Getting Students Started

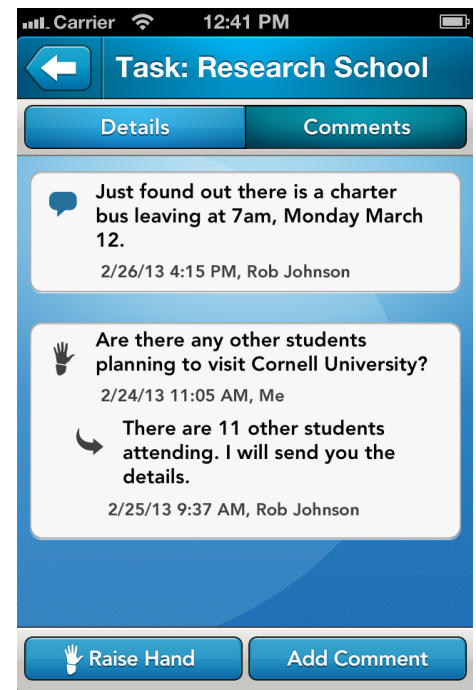
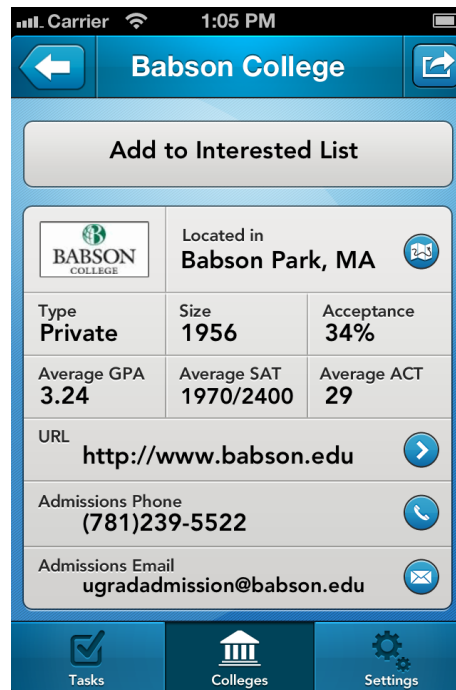

Students can download the Naviance Student mobile app the following ways:

- Home page of Family Connection*
- About Me tab in Family Connection
- App StoreSM

*The mobile app banner must be enabled for students to download the app from the Home page of Family Connection.



Snapshot



Student Passcodes

After downloading the Naviance Student mobile app, students should follow these steps to retrieve their passcode:

1. Log in to Family Connection.
2. Go to the **About Me** tab.
3. Click **Naviance Student Mobile App**.
4. Click **Download** and enter your e-mail address.

Upon completing these steps, a passcode will be e-mailed to the student that can be used to log in to the Naviance Student mobile app.

Requirements

The Naviance Student mobile app is available for all iOS devices (iPhone®, iPod® touch, iPad®) and is supported in iOS 5 and above. The app works on iPads only when in compatibility mode.

Resources

More information about the Naviance Student mobile app can be found in the **Family Connection Setup** section of the Naviance Network Help Library.