

Non-Representational Nylon Sculpture

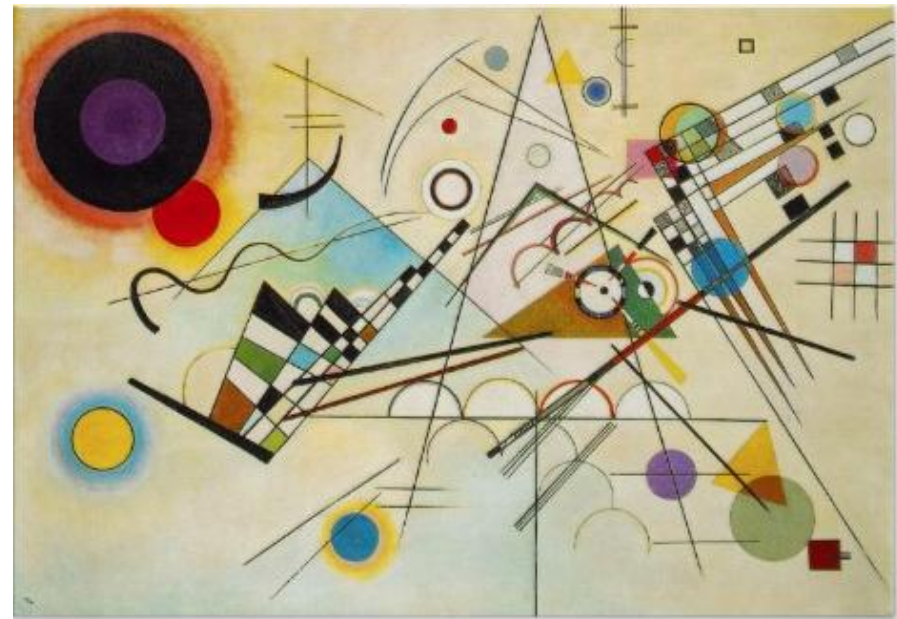
Non-Representational

- work refers to art that does not attempt to represent or reference reality.




Wassily Kandinsky

- Known as the first truly abstract, non-representational artist
- Kandinsky was concerned with composition, color and shape, not realism



- Kandinsky experienced a condition called synesthesia (or “joined perception,”) People with synesthesia might smell something when they hear a sound, or see a shape when they eat a certain food. Kandinsky literally saw colors when he heard music, and heard music when he painted.



- He once said, “the sound of colors is so definite that it would be hard to find anyone who would express bright yellow with bass notes or dark lake with treble.”




[Kandinsky Video](#)

Sketching Kandinsky

- You will use Kandinsky's work to inspire sketches for your sculpture.
- Look at the lines, shapes, forms and colors to create a final version for your sculpture

Nylon Wire Sculpture



Nylon Sculpture Process...


You will start with a block of wood with pre-drilled holes.

Push the wires into the holes and bend the wire to create the form you are looking for.



Nylon Sculpture Process...

Once you have the wire positioned where you want it, you will wrap the nylon stocking around the wire and tuck underneath the wood block.




Nylon Sculpture Process...

You will paint the nylon with wheat paste or white Jesso paint.

This will give your sculpture a white layer to paint on and it will also stiffen the nylon.



Then paint to complete your design.







You may choose to do 2 interacting
with one another in one composition...



Start sketching compositions from Kandinsky paintings...

- Then complete a final design with colored pencils.
- If you finish this today then you can start the sculpture on Tuesday...

