



...Getting Started

Signing-in

- Go to: www.dentonisd.org
- Click the Sign-in button at the top right corner of the homepage
- Enter your username and password
- Click the Sign In button



The image shows the homepage of the Denton Independent School District. The header includes the district name, navigation links, and a 'Sign-In' button in the top right corner. The main content area features a 'Welcome' message to Dr. Ray Braswell, a 'Shortcuts' list, and various announcements. A sign-in overlay is positioned in the bottom right corner, containing a message about guest access and a form for signing in.

District Home | Select A School | Site Map | Sign-In

DENTON

Independent School District

Home | Our District | Employment | School Board | Departments | For Parents | For Students | For Staff

In Pursuit of Excellence Award winning: ★ Academics ★ Arts ★ Athletics

Shortcuts

- ▶ 2007 Bond Election
- ▶ 2009-10 Calendar
- ▶ 2009 School Board Election
- ▶ Advanced Placement
- ▶ AESOP
formerly Subfinder
- ▶ After School Programs
- ▶ Attendance Zones
- ▶ Attendance Zone:
Providence/Elementary #21
Rezoning Proposal
- ▶ Cafeteria Meal Payments
- ▶ Community Education
- ▶ **Changes to Graduation Requirements**

Welcome

Congratulations to Dr. Ray Braswell
[Regional Superintendent of the Year](#)



Denton ISD
1307 N. Locust • Denton, TX 76205
Denton ISD is one of the fastest-growing

Announcements

- Subscribe to
DISD E-Alerts
- Inclement Weather
Information
- Adopt-a-School
Adopt-a-Classroom
- Empowering Families**
Parent Conference

You may visit this site as a guest without registering or signing in. Registered guests, however, have access to features not available to the general public.

Sign-in Name:

Password:

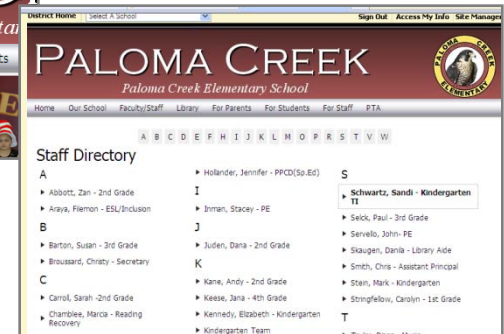
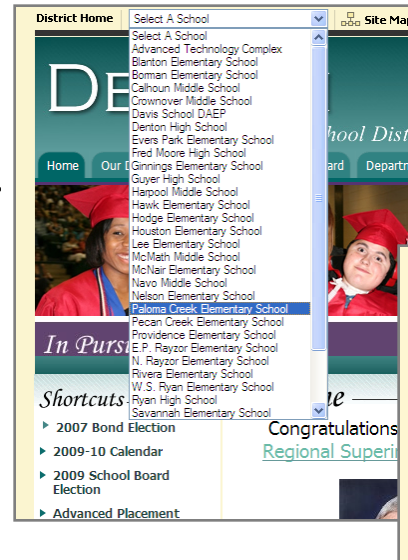
Access My Info

- Click Access My Info (top right corner)
- Enter your professional information
- Update your email address
- Click Save

The screenshot shows the 'My Profile' page of the Denton Independent School District website. The header includes navigation links: District Home, Select A School, Site Map, Sign Out, Access My Info, and Site Manager. The main header features the 'DENTON Independent School District' logo and a menu with links for Home, Our District, Employment, School Board, Departments, For Parents, For Students, and For Staff. The 'My Profile' section is titled 'Please update your information in the form below.' and includes a legend: '* = Required Field'. The form fields are: First Name (Carolyn), Last Name (Thomson), Title (Webmaster/Trainer), Address 1 (1212 Elm Street), Address 2, City (Denton), State (TX), Zip Code (76201), Phone, Fax, and Email Address (cthompson@dentonisd.org). Below the form is a section for 'My E-Alerts & Subscriptions' with a toggle for 'Your E-Alerts are' set to 'on' and an 'Edit Subscriptions' button. At the bottom, there is a 'Mobile Alerts' section.

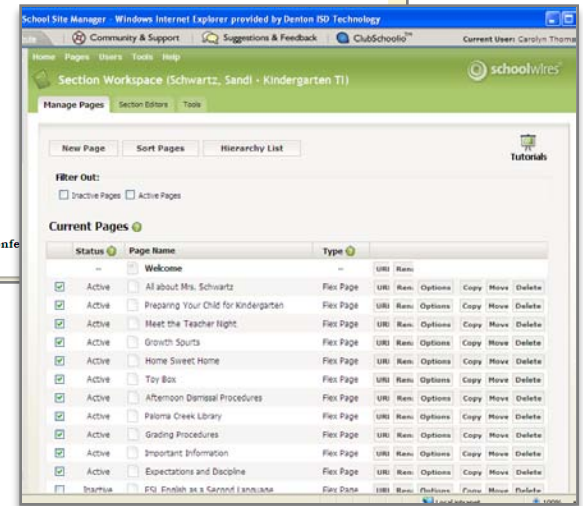
Navigate to Your Site

- Choose your school from the drop down menu located in the upper left of the screen
- Click on the Faculty and Staff channel on your campus site
- Click on Staff Directory
- Click on your name to open your section



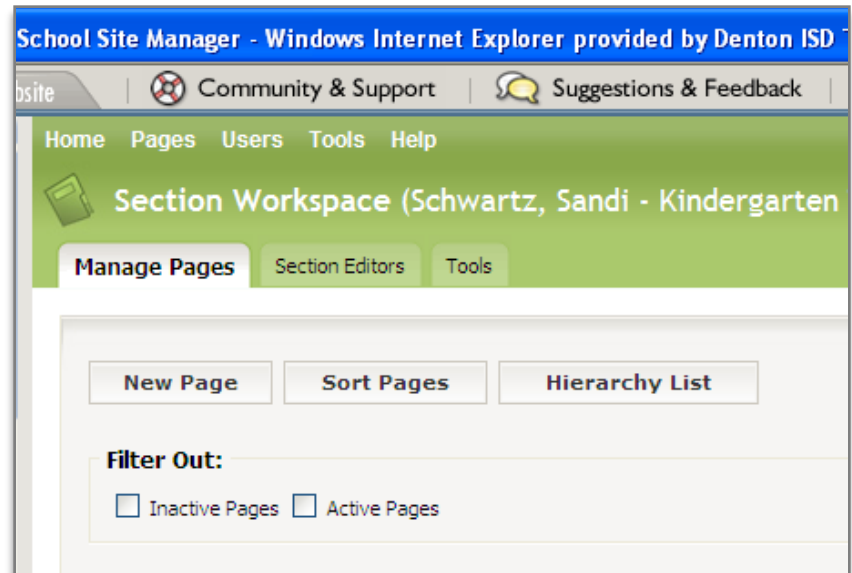
Opening Section Workspace

- Click on Site Manager at the top right corner of the screen
- Your Section Workspace will appear



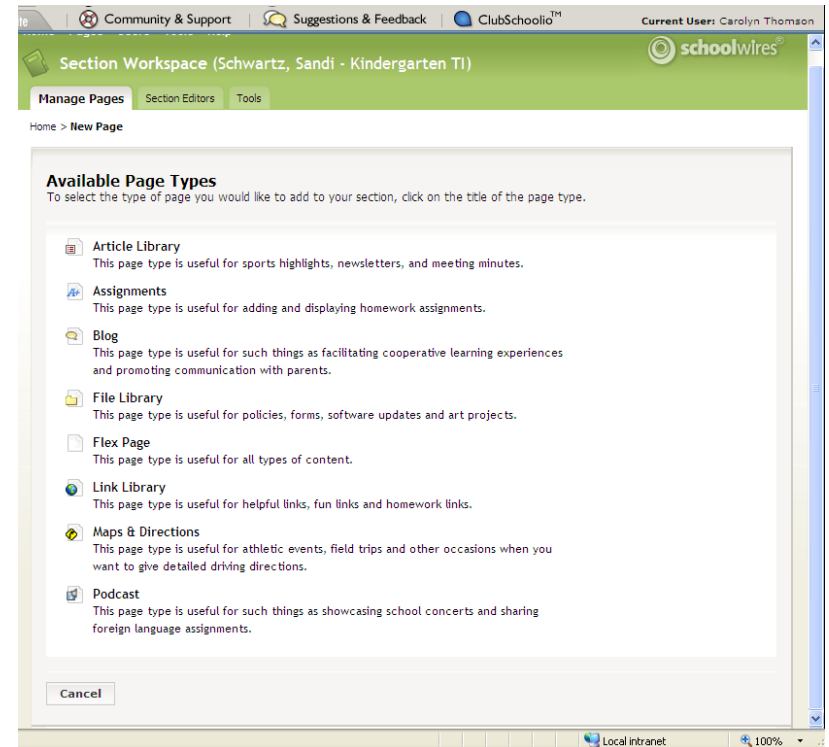
Workspace Features

- Click New Page to create a new page for your section
- Click Sort Pages to reorder your pages
- Click Hierarchy List if using this feature for page display on your site
**requires additional training*
- Use the Filter option to display only Inactive or Active pages



Adding a New Page

- Article Library
- Assignments
- Blog
- File Library
- Flex Page
- Link Library
- Maps & Directions
- Podcast



Flex Page

- Most popular
 - Enter text, graphics, tables and more into the blank workspace
 - When finished entering content, click Save
 - Toggle to your open browser to view your work
- *This will display immediately on the Internet, so please be mindful of spelling and include accurate information*

Community & Support | Suggestions & Feedback | ClubSchoolio™ | Current User: Carolyn Thomson

Home | Pages | Users | Tools | Help


Section Workspace (Turnipseed, Charlene - Kindergarten)

Home > Edit 'Important Information' (Flex Page)

Styles | Font Name | Size | Blocks

<BODY>

of school, you should enter the school through the front doors and get a visitor's pass from the office. All other doors will be locked throughout the day. You can meet us at the cafeteria at 10:50. There will be "Guest" lunch tables set up on the stage. Student lunches are \$2.50 and breakfast is \$1.00.



Dismissal: Children are dismissed from class at 2:55 p.m. Kindergarten students will be released from the front of the school. You will be able to drive through the pick-up lane and your child will be waiting at a colored cone. Please make sure that your **YELLOW** tag is showing with your child's name visible. Children who are not


VIEW HTML | EDIT IN | EDIT IN

Active: ☒

Save | Cancel | Create E-Alert

- Our Uses at School
- Grandparent's Day
- Reading Buddies
- Learning Links
- Classroom Wish List
- Faithful Falcon
- Box Tops Education
- Palma Creek Library
- About Ms. Turnipseed
- Meet The Teacher Night
- Preparing Your Child For Kindergarten
- Activities to Help Your Child Prepare for Kindergarten
- Summer Home Learning Recipes
- Top 10 Signs of a Good Kindergarten Classroom
- Developmental Stages of Writing
- Calendar

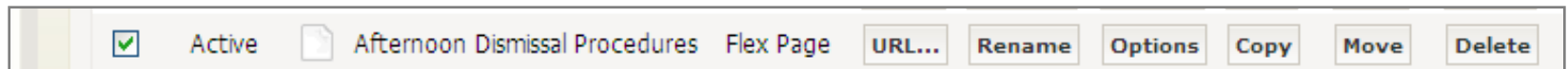
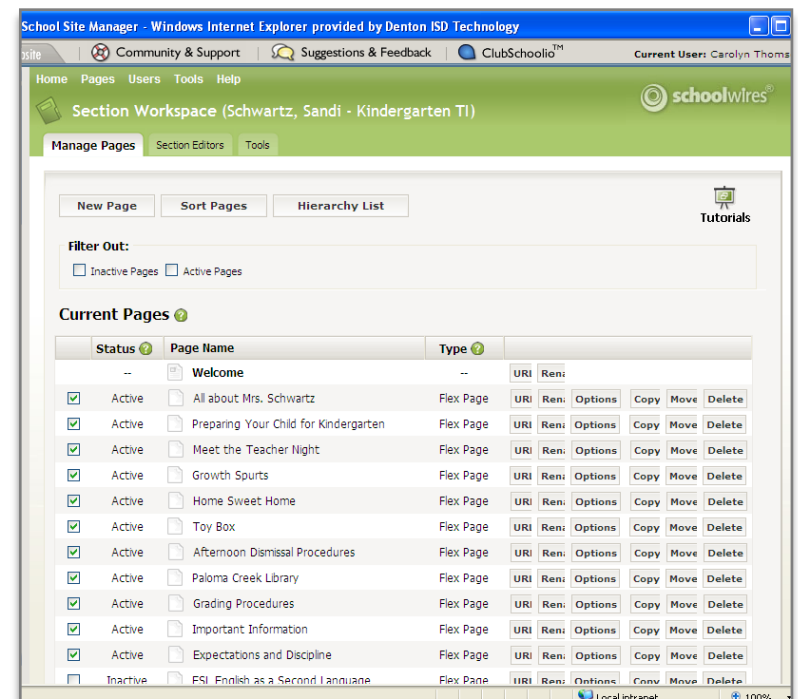
Lunch: We will eat lunch from 10:50-11:20. Parents are welcome to come and eat with their child; however we **STRONGLY** suggest that you wait until the **third** week of school to eat with your child so that they can become accustomed to our routines on his/her own. If you choose to eat with your child *after* the third week of school, you should enter the school through the front doors and get a visitor's pass from the office. All other doors will be locked throughout the day. You can meet us at the cafeteria at 10:50. There will be "Guest" lunch tables set up on the stage. Student lunches are \$2.50 and breakfast is \$1.00.



Dismissal: Children are dismissed from class at 2:55 p.m. Kindergarten students will be released from the front of the school. You will be able to drive through the pick-up lane and your child will be waiting at a colored cone. Please make sure that your **YELLOW** tag is showing with your child's name visible. Children who are not picked up by 3:10 will be taken to the office to wait for a ride and I will call you or one of the emergency phone numbers to make sure someone is on their way. This is why it is important to have working, reliable phone numbers. Children that go to day care will be walked down to meet their vans by Mrs. Terrell and Mrs. Skaugen. Children that stay on campus for extended day will be walked to the cafeteria to their extended day teacher by Mrs. Terrell and Mrs. Skaugen. Students that walk home will be escorted to the front of the school by Ms. Turnipseed. All car riders will be walked to the car lane at the front of the school by Ms. Turnipseed. If you ever wish to pick up your child early you must come in through the office, sign them out, and get a yellow early release

Working with Current Pages

- Click URL to retrieve page address
- Click Rename to give the page a new title
- Click Options to edit page options
- Click Copy to make a copy of the page
- Click Move to move the page elsewhere
- Click Delete to permanently remove the page
- Uncheck Calendar to hide it from your site
- Click on the name of the page to begin editing



I Have Content on My Site - Now What?

- Attend trainings
- Add more content
- Use your site for instruction
- Enter in the Exemplary Site-ings Award

