



Blogs! Setting up an Instructional Blog for Students

Blogs can be done in Schoolwires. Open Internet Explorer, SIGN-IN, and go to your staff page.

Select: New Page (A blog page will add a page to the web site)

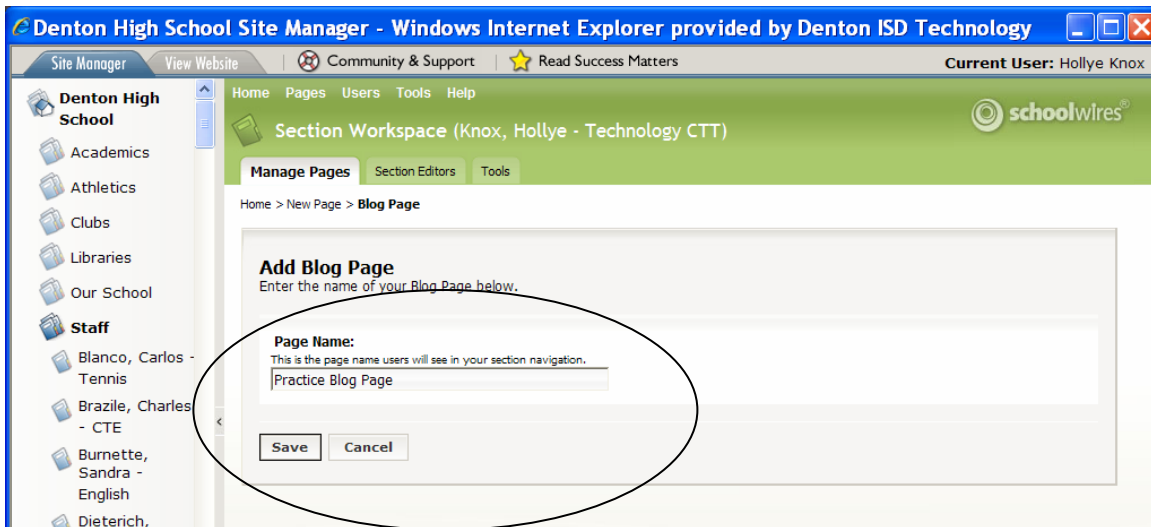
The screenshot shows the 'Denton High School Site Manager' interface. The 'Manage Pages' tab is active, and the 'New Page' button is circled. Below it, there is a 'Filter Out' section with checkboxes for 'Inactive Pages' and 'Active Pages'. A table titled 'Current Pages' lists several pages with their status, names, and types.

Status	Page Name	Type	URL...	Rename	Options	Copy	Mov	Delete	
--	Hollye Knox	--	URL...	Rename					
<input checked="" type="checkbox"/>	Active	Check Out Resources!	Flex Page	URL...	Rename	Options	Copy	Mov	Delete
<input type="checkbox"/>	Inactive	Cool Stuff!	Flex Page	URL...	Rename	Options	Copy	Mov	Delete
<input checked="" type="checkbox"/>	Active	Curriculum Vita	Flex Page	URL...	Rename	Options	Copy	Mov	Delete
<input checked="" type="checkbox"/>	Active	Cool Audio Applications	Podcast	URL...	Rename	Options	Copy	Mov	Delete
<input checked="" type="checkbox"/>	Active	Thoughts and Reflections	Blog	URL...	Rename	Options	Copy	Mov	Delete

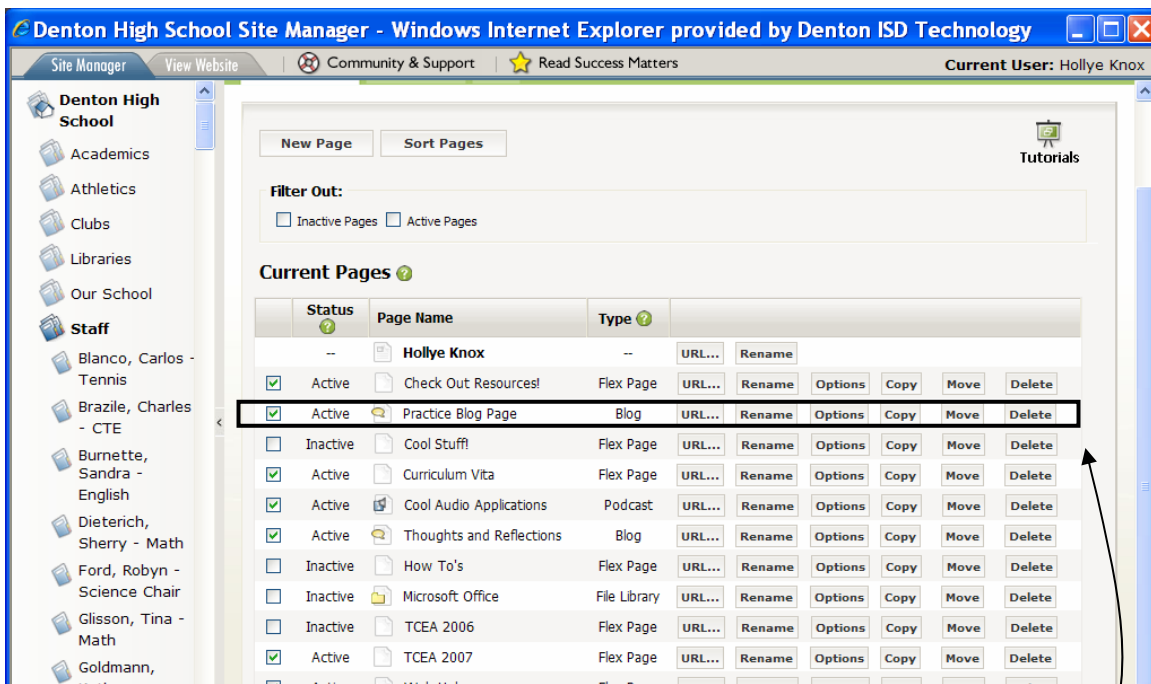
Click: Blog

The screenshot shows the 'Available Page Types' section in the 'Denton High School Site Manager'. The 'Blog' option is circled. The description for the 'Blog' type is: 'This page type is useful for such things as facilitating cooperative learning experiences and promoting communication with parents.'

Type a title for the blog web page. (The blog web page title is different than a blog "post" title.)
Click: Save

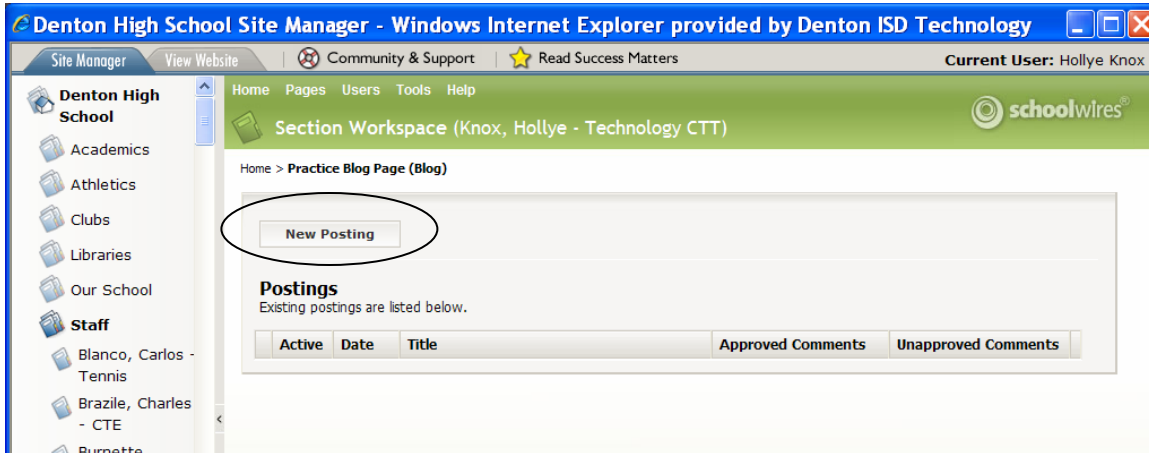


The blog page should appear on the web page "list."

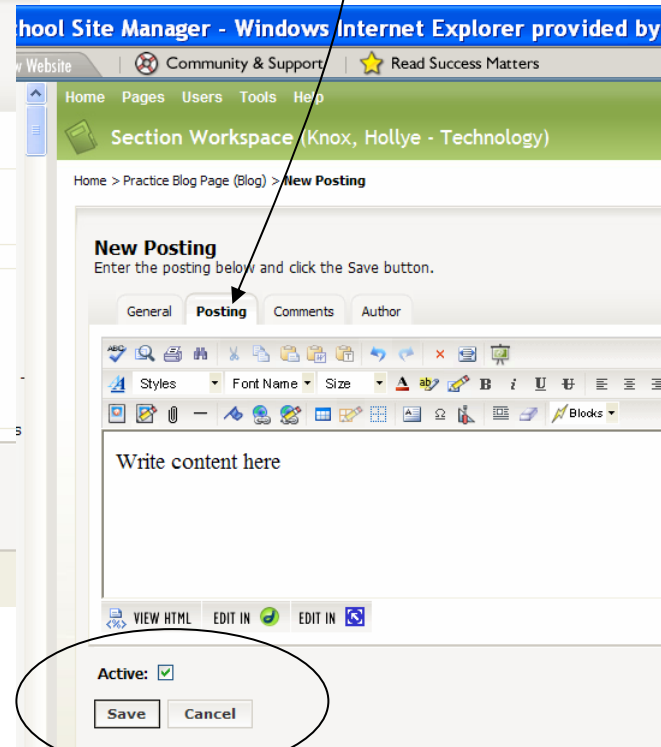
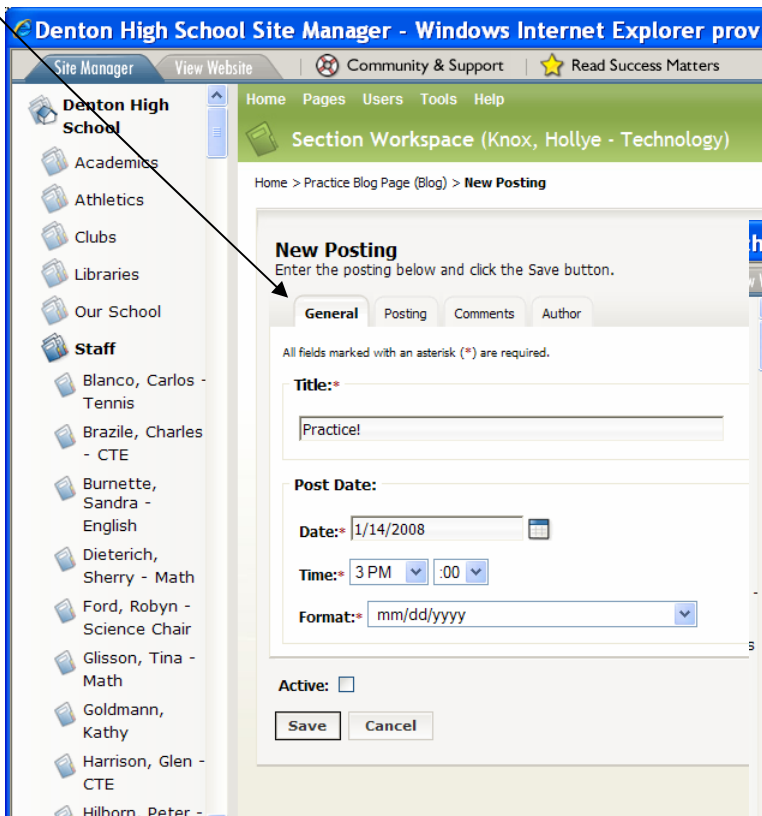


Click on the blog page to open the web page.

Click: New Posting



Move through the tabs, entering information for the post.
General - Title for blog post
Posting - Content



Make the blog "Active" by checking the Active box, then click: Save

Configure Comments section:

The screenshot shows the 'New Posting' form in the 'Comments' tab. The form has three sections:

- Allow comments on this posting?** with radio buttons for 'Yes' (selected) and 'No'.
- Do comments need to be approved?** with radio buttons for 'Yes' (selected) and 'No'.
- Who can comment on this posting?** with a list of roles and checkboxes. The 'Student (108)' checkbox is highlighted by a callout box labeled 'Check: Student'.

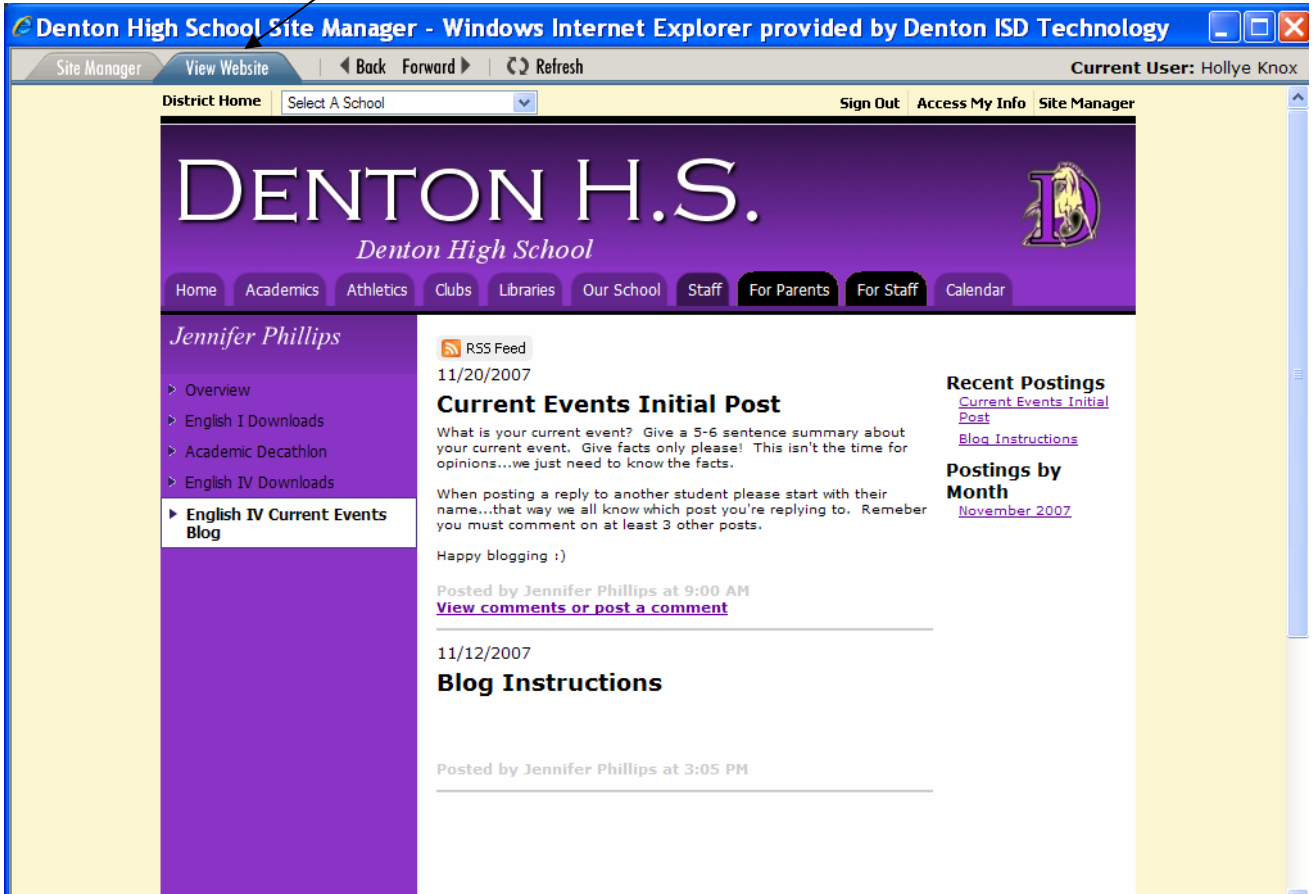
Role	Role	Role
<input type="checkbox"/> Administrator (110)	<input type="checkbox"/> Hodge Staff (127)	<input type="checkbox"/> Sparks Staff (140)
<input type="checkbox"/> ATC Staff (154)	<input type="checkbox"/> Houston Staff (128)	<input type="checkbox"/> SPED (141)
<input type="checkbox"/> Borman Staff (123)	<input type="checkbox"/> Lee Staff (129)	<input type="checkbox"/> Strickland Staff (122)
<input type="checkbox"/> Calhoun Staff (119)	<input type="checkbox"/> Library Staff (143)	<input type="checkbox"/> Student (108)
<input type="checkbox"/> CampusTech (151)	<input type="checkbox"/> McMath Staff (121)	<input type="checkbox"/> Technology Staff (113)
<input type="checkbox"/> Central Services (142)	<input type="checkbox"/> McNair Staff (130)	<input type="checkbox"/> Transportation (148)
<input type="checkbox"/> CMSIBSurvey (146)	<input type="checkbox"/> MiddleSchool 6 Staff (156)	<input type="checkbox"/> W.S. Ryan Staff (136)
<input type="checkbox"/> Counselor (145)	<input type="checkbox"/> N. Rayzor Staff (134)	<input type="checkbox"/> Wilson Staff (137)
<input type="checkbox"/> Crownover Staff (120)	<input type="checkbox"/> Navo Staff (147)	<input type="checkbox"/> Windle Staff (138)
<input type="checkbox"/> CTT (150)	<input type="checkbox"/> Nelson Staff (152)	
<input type="checkbox"/> Davis School Staff (139)	<input type="checkbox"/> Nurse (144)	
<input type="checkbox"/> DHS Staff (115)	<input type="checkbox"/> Paloma Creek Staff (155)	
<input type="checkbox"/> DHSIBSurvey (114)	<input type="checkbox"/> Parent (107)	
<input type="checkbox"/> Do Not Use, Delete, or Rename (109)	<input type="checkbox"/> Pecan Creek Staff (131)	
<input type="checkbox"/> Do Not Use, Edit, or Rename (106)	<input type="checkbox"/> Providence Staff (132)	

Check the Author tab so information is correct:
(Don't forget to SAVE again)

The screenshot shows the 'New Posting' form in the 'Author' tab. The form has three sections:

- Author:** A text field for the author's name.
- Author Name:** A text field containing 'Hollye Knox'.
- Author Email:** A text field containing 'hknox@dentonisd.org' with a note '(Will not be published.)'.

View Website:



Moderating
Click: Moderate



Approve comments by checking the "Approved" box:

The screenshot shows the 'Denton High School Site Manager' interface. The left sidebar lists various school categories like Academics, Athletics, Clubs, etc. The main content area is titled 'Section Workspace (Phillips, Jennifer - English)' and shows 'Unapproved Comments'. A table lists several comments with columns for 'Approved', 'Date/Time', 'Author', and 'Comment'. Each row has 'Edit' and 'Delete' buttons. A line from the text above points to the first 'Approved' checkbox.

Approved	Date/Time	Author	Comment	Edit	Delete
<input type="checkbox"/>	11/27/2007 9:32:00 AM	Laura Jones	The gay and lesbian community has been fighting for their rights as long as anyone can remember. PFL	Edit	Delete
<input type="checkbox"/>	11/28/2007 9:21:00 AM	GEORGE TOVAR	MY TOPIC IS ON TEACHERS SEXUAL ASSULTING STUDENTS.	Edit	Delete
<input type="checkbox"/>	12/4/2007 9:36:00 AM	Shawna	My current even is over the construction of Loop 288. The constuction began in April, 2006 and shoul	Edit	Delete
<input type="checkbox"/>	12/5/2007 3:15:00 AM	Cortez I.	My current event starts with the searching of a backpack and ends up with deportation. : Police h	Edit	Delete
<input type="checkbox"/>	12/6/2007 9:21:00 AM	William	Heyyyyyyyyyyyyyy Jonnneeeeeeeeyyy... This is responding to your China space program and how th	Edit	Delete
<input type="checkbox"/>	12/6/2007 9:36:00 AM	Brittany S	My comment is on Zube's topic: I agree with you it's really hard for anything that is going on in th	Edit	Delete