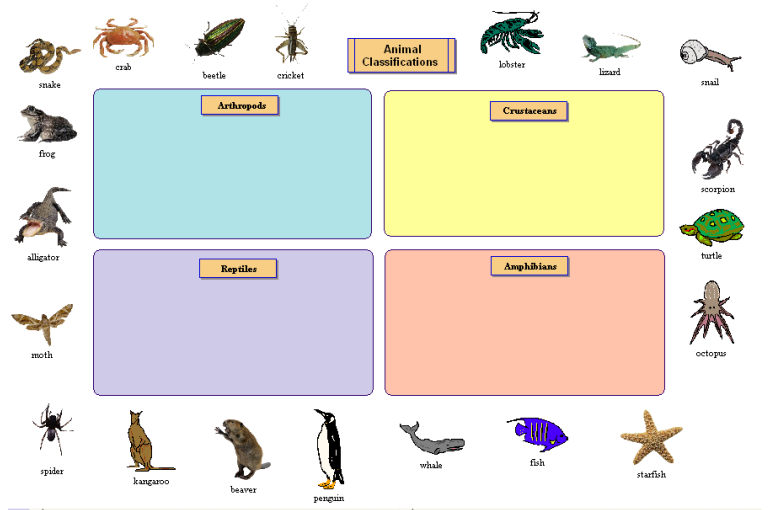
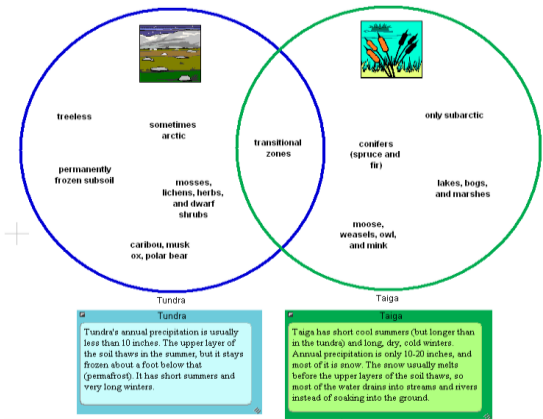
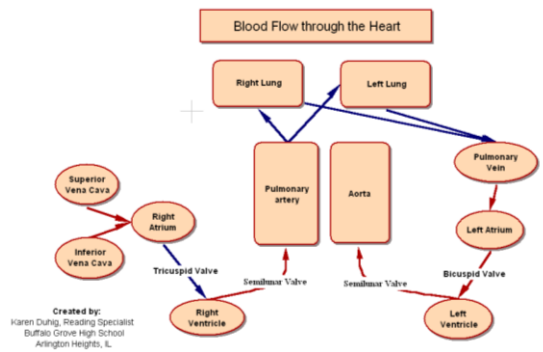


Science Using graphic organizers such as Inspiration or Kidspiration



Venn diagram –could be used in any discipline

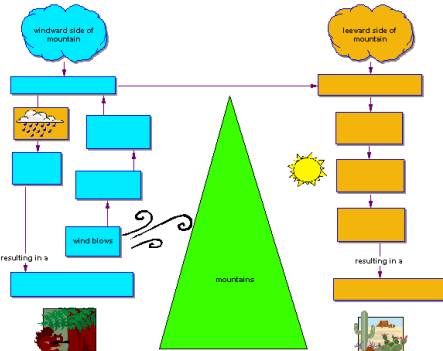
Vocabulary Lesson – Click and drag animals into correct classification –could be used in any discipline



Heart Diagram -good example of visual representation

Weather and Climate

Fill in the map showing the effect of mountains on climate. Use the following phrases one time each: air cools; air descends; air dries out; land; air drops moisture; air moves on; air rises; air warms up; cool; wet climate; hot, dry climate; rain falls.



Weather and Climate – also highlights visual cues

This example of a timeline can be used for science as well as any subject area to show change or a process.

